


SHRIMATI INDIRA GANDHI COLLEGE			
INCOME & EXPENDITURE ACCOUNT FOR THE YEAR ENDED 31.03.2023			
Particulars	Amount Rs.	Particulars	Amount Rs.
Admission Expenses	4,720	Fees Collection	15,24,46,848
Advertisement Expenses	60,48,490	Interest	1,08,96,405
Allowance	27,85,918	Miscellaneous Income	4,00,206
Amc	3,53,150	Sale Of Application	3,26,775
Bank Charges	23,823	Tax Deducted - Received	-1,46,849
Bonus	17,36,625		
Bus & Van Upkeep	1,28,58,041	<i>Excess of Expenditure over Income</i>	<i>2,03,18,708</i>
Cell Phone Charges	42,735		
Coachers Remuneration	30,000		
Compensation To Drivers	2,38,765		
Consultancy Expenses	29,500		
Convocation Expenses	6,65,534		
Courier Expenses	22,236		
Day Celebration Expenses	44,39,261		
Domain Renewal	38,350		
Donation	50,000		
Drivers Batta	1,09,136		
Electricity Expenses	34,09,338		
Esi Payment	13,74,445		
Exam Fees	1,19,33,812		
Flag Day Fund	10,000		
Generator Upkeep	3,23,501		
Gift Expenses	7,71,586		
Gratuity Payment	92,04,286		
Hostel Eb	45,592		
Hostel Mess Expenses	2,13,53,217		
Hostel - Repairs & Maintenance	1,27,471		
Hostel Telephone Charges	1,507		
Insurance Expenses	20,31,492		
Internet Charges	23,74,751		
Lab Consumables	7,01,773		
Lab Software Expense	2,75,000		
Legal Fees	35,000		
Library Journal Subscription	82,524		
Licence Renewal	42,500		
Lic Payment	3,582		
Marksheet Verification	49,750		
Membership Fees	68,210		
Miscellaneous Expenses	12,43,758		
Miscellaneous Expenses - Hostel	15,45,721		
Nss Corpus Fund - Bdu	5,320		
PF Payment	60,02,701		
PF Penalty	78,923		
Pooja Expenses	81,740		
Postage & Courier Expenses	4,192		
Price Books	2,24,530		
Printing & Stationery	18,94,005		
Property Tax	28,97,934		
Repairs & Maintenance	4,40,697		
Return Filing Charges	11,360		
Salary	7,61,28,164		
Sanitation Expenses	5,83,728		
Scholarship	2,92,000		
Software Expenses	2,57,634		
Sponsorship	3,86,000		
Sports Expenses	10,34,449		
Staff Welfare	3,22,383		
Students Welfare	93,618		
Telephone Expenses	1,46,493		
Training & Placement Expenses	36,12,821		
Travelling Expenses	22,45,224		
Typewriting Expenses	10,511		
Watch & Ward Expenses	6,58,460		
Water Tank Cleaning Charges	23,100		
Water Tax	34,560		
Webinar & Seminar Expenses	1,21,500		
Xerox Expenses	1,64,948		
	18,42,42,093		18,42,42,093

For KNMA & Associates
Chartered Accountants


CA Arun Mahesh
M. No: 222201



SHRIMATI INDIRA GANDHI COLLEGE - EVENING COLLEGE			
INCOME & EXPENDITURE ACCOUNT FOR THE YEAR ENDED 31.03.2023			
Particulars	Amount Rs.	Particulars	Amount Rs.
Salary & Allowance	23,81,200	Fees Collection	2,98,600
		Interest	21,321
		Sale Of Application	5,850
		<i>Excess of Expenditure over Income</i>	<i>20,55,429</i>
	23,81,200		23,81,200

For KNMA & Associates
Chartered Accountants


CA Arun Mahesh
M. No: 222201



SHRIMATI INDIRA GANDHI COLLEGE - MBA			
INCOME & EXPENDITURE ACCOUNT FOR THE YEAR ENDED 31.03.2023			
Particulars	Amount Rs.	Particulars	Amount Rs.
AMC - Lift	20,748	Fees Collection	49,06,570
Library Journal	43,214	SB Interest	48,335
Salary	28,39,612	Sale Of Application	32,750
Seminar & Webminar	14,500		
<i>Excess Of Income Over Expenditure</i>	20,69,581		
	49,87,655		49,87,655

For KNMA & Associates
Chartered Accountants


CA Arun Mahesh
M. No: 222201



<u>-SRIMATHI INDIRA GANDHI COLLEGE</u>									
Lighting Protection System	1,63,500				1,63,500	15%	24,525	1,38,975	
No 2 & 3 Andar Street (SIGC)	8,92,685				8,92,685	10%	89,268	8,03,416	
SIGC - 21 - 22	1,52,63,685				1,52,63,685	10%	15,26,369	1,37,37,317	
SIGC - Atm Building	8,843				8,843	10%	884	7,958	
SIGC - Compound Wall	4,160				4,160	10%	416	3,744	
SIGC - Dining Hall	16,12,166				16,12,166	10%	1,61,217	14,50,950	
SIGC - Eswara Prasad Block	3,52,973				3,52,973	10%	35,297	3,17,676	
SIGC - Hostel Kitchen	57,50,353				57,50,353	10%	5,75,035	51,75,318	
SIGC - Hydraulic Lift	1,68,289				1,68,289	15%	25,243	1,43,046	
SIGC - Jawahar Lal Nehru Block	3,44,151				3,44,151	10%	34,415	3,09,736	
SIGC - Kamakotti Block	4,92,625				4,92,625	10%	49,263	4,43,363	
SIGC - Kamala Nehru Block	5,98,429				5,98,429	10%	59,843	5,38,586	
SIGC - Kamaraj Centenary Block	3,81,222				3,81,222	10%	38,122	3,43,100	
SIGC - Kodyalam Hostel	9,83,410				9,83,410	10%	98,341	8,85,069	
SIGC - Main Gate	36,462				36,462	10%	3,646	32,816	
SIGC - New Canteen	21,970				21,970	10%	2,197	19,773	
SIGC - Pethachi Block (MCA)	12,58,366				12,58,366	10%	1,25,837	11,32,530	
SIGC - Power House Generator Room	58,941				58,941	10%	5,894	53,047	
SIGC - Prathana Hall	1,89,940				1,89,940	10%	18,994	1,70,946	
SIGC - Reception Hall	16,421				16,421	10%	1,642	14,779	
SIGC - Road Work	2,02,074				2,02,074	10%	20,207	1,81,866	
SIGC - RV Auditorium	5,80,485				5,80,485	10%	58,049	5,22,437	
SIGC - Statute Of Indiraji	9,897				9,897	10%	990	8,907	
SIGC - Sugavanam Block	14,01,178				14,01,178	10%	1,40,118	12,61,060	
SIGC - Sugavanam Block Gate	38,304				38,304	10%	3,830	34,474	
SIGC - Sump Work & Bore Well	1,98,444				1,98,444	10%	19,844	1,78,600	
SIGC - T. Desikachari Block	3,01,489				3,01,489	10%	30,149	2,71,340	
SIGC - Vidhya Ganapthi Block	8,55,948				8,55,948	10%	85,595	7,70,353	
SIGC - Vidhya Ganapthi Temple & Prayer Hall	82,575				82,575	10%	8,258	74,318	
SIGC - Water Supply Installation	48,822	26,300			75,122	15%	11,268	63,853	
Solar Package	61,47,090				61,47,090	15%	9,22,064	52,25,027	
Stock - Lift	1,20,638				1,20,638	15%	18,096	1,02,542	
SIGC - A/C Machine	33,54,418	3,14,660	2,59,000		39,28,078	15%	5,89,212	33,38,866	
SIGC - Audio Visual & Television	20,00,906				20,00,906	15%	3,00,136	17,00,770	
SIGC - Bio Chemistry Lab	2,93,431				2,93,431	10%	29,343	2,64,088	
SIGC - Bus	36,11,398				36,11,398	15%	5,41,710	30,69,688	
SIGC - Camera & CCTV	8,77,861			2,84,750	11,62,611	15%	1,74,392	9,88,219	
SIGC - Car	55,39,650				55,39,650	15%	8,30,948	47,08,703	
SIGC - Cash Counting Machine	75,080	25,500			1,00,580	15%	15,087	85,493	
SIGC - Chemistry Lab	2,30,007				2,30,007	10%	23,001	2,07,006	
SIGC - Computer And Equipments	75,88,384	2,13,092	3,15,419		81,16,895	40%	32,46,758	48,70,137	
SIGC - Digital Clock	46,188				46,188	15%	6,928	39,260	
SIGC - Electric Installation	2,90,369	15,59,650	2,53,183		21,03,201	15%	3,15,480	17,87,721	
SIGC - Facial Attendance System	1,63,651				1,63,651	15%	24,548	1,39,103	
SIGC - Fashion Technology Lab	3,16,271				3,16,271	15%	47,441	2,68,830	
SIGC - Fax Cordless, Cell Phone, Intercom	56,174	30,498			86,672	40%	34,669	52,003	
SIGC - Finger Print Machine	36,134				36,134	15%	5,420	30,714	

For KNMA & Associates
Chartered Accountants

CA Arun Mahesh
M. No: 222201



SIGC - Fire Extinguishers	45,454				45,454	15%	6,818	38,636
SIGC - Furniture	29,27,028		3,66,857		32,93,885	10%	3,29,389	29,64,497
SIGC - Generator	1,42,406				1,42,406	15%	21,361	1,21,045
SIGC - Hostel Furniture	3,67,600				3,67,600	10%	36,760	3,30,840
SIGC - Language Lab	91,350				91,350	10%	9,135	82,215
SIGC - Library	66,642				66,642	10%	6,664	59,977
SIGC - Microbiology Lab	2,21,569				2,21,569	10%	22,157	1,99,412
SIGC - Neon Light Work & Solar Light	5,82,042				5,82,042	15%	87,306	4,94,736
SIGC - Omni Van & Tata Ace	12,06,595				12,06,595	15%	1,80,989	10,25,606
SIGC - Physics And Ie Lab.	6,57,340				6,57,340	10%	65,734	5,91,606
SIGC - Projector, Cable & Router	50,648	1,32,487			1,83,135	15%	27,470	1,55,665
SIGC - Safety Locker	98,634				98,634	15%	14,795	83,839
SIGC - Silver Kavasam	8,821				8,821	0%	-	8,821
SIGC - Sports Goods	7,47,611				7,47,611	10%	74,761	6,72,849
SIGC - TVS XI 100	57,540				57,540	15%	8,631	48,909
SIGC - Van	62,18,771				62,18,771	15%	9,32,816	52,85,955
SIGC - Water Cooler & Refrigerator	13,88,632				13,88,632	15%	2,08,295	11,80,337
SIGC - Xerox Machine & Copy Printer	4,29,966				4,29,966	15%	64,495	3,65,471
Computer & Accessories		4,52,104	6,06,440		10,58,544	40%	4,23,418	6,35,126
Sale Of Bus				1,50,000	(1,50,000)		-	(1,50,000)
Sale Of Car - TN81C8285				18,90,000	(18,90,000)		-	(18,90,000)
SIGC Campus Renovation		96,99,423	1,46,40,577		2,43,40,000	10%	24,34,000	2,19,06,000
					10,55,14,044		1,53,34,980	9,01,79,065
-SIGC - MBA								
SIGC - MBA - Audio Visual	2,585				2,585	15%	388	2,197
SIGC - MBA - Computer	1,666				1,666	15%	250	1,416
SIGC - MBA - Furniture	55,643				55,643	10%	5,564	50,078
SIGC - MBA - Library	4,078				4,078	10%	408	3,670
MBA Class Room			50,225		50,225	10%	5,023	45,203
Purchase of Battery			1,34,500		1,34,500	15%	20,175	1,14,325
Purchase of Furniture			8,03,820		8,03,820	10%	80,382	7,23,438
Purchase of White Board			26,656		26,656	10%	2,666	23,990
					10,79,172		1,14,855	9,64,318

For KNMA & Associates
Chartered Accountants

CA Arun Mahesh
M. No: 222201

